 <b>CUSTOMER SUPPORT</b>	Author Title	Fluke Customer Support <b>E-Store Instruction Manual for Fluke Customers</b>	Page Creation date	1 of 27 07-AUG-2018
			Revised date Version	11-FEB-2019 2.0

Welcome to Fluke E-Store

This E-Store Instruction Manual contains basic information about placing and managing orders through E-Store. If this manual does not answer your question(s), contact your dedicated Customer Support Team directly.

Contents:

1. Registering in E-Store
2. Logging into E-Store
3. Before you place your first order – address setup
4. Placing your order
  - a. Adding items to cart: searching for items
  - b. Uploading items using Excel
  - c. Removing items from cart
  - d. Submitting your order
  - e. Special
  - f. Minimum order value and fee
5. Order acknowledgement
6. Order history
7. Cancelling an order
8. Additional features of E-Store
  - a. Saving your cart
  - b. Saving to List
9. Other

<b>FLUKE®</b> CUSTOMER SUPPORT	Author Title	Fluke Customer Support <b>E-Store Instruction Manual for Fluke Customers</b>	Page Creation date	2 of 27 07-AUG-2018
			Revised date Version	11-FEB-2019 2.0

## 1. Registering in E-Store

In order to register in E-Store, go to:

[www.flukeestore.com](http://www.flukeestore.com)

You should have received from your dedicated Customer Support Team:

- Customer number
- Customer name
- This instruction manual
- .csv upload template

If any of the above is missing, contact your CS Team.

**Login**

The terms and conditions check box must be selected before login.

Username

Password

☐ Please check this box to accept Fluke Terms and Conditions:  
[Terms & Conditions](#)

[Forgot your Username/Password information?](#)

---

**New user, please register**


**[Business or Organization](#)** ←

If you are representing your business or organization, click above to register.

Click **Business or Organization** under *New user*.

Fill in the registration form.



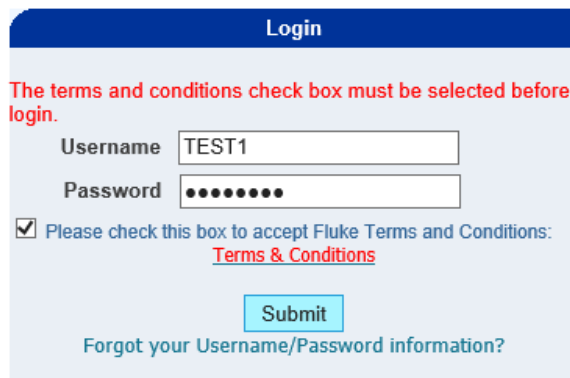
 CUSTOMER SUPPORT	Author Title	Fluke Customer Support <b>E-Store Instruction Manual for Fluke Customers</b>	Page Creation date	4 of 27 07-AUG-2018
			Revised date Version	11-FEB-2019 2.0

## 2. Logging into E-Store

In order to log into E-Store, go to:

[www.flukeestore.com](http://www.flukeestore.com)

Fill in your username and password, and check the **Terms and Conditions** box after reviewing the terms and conditions. Click **Submit**.

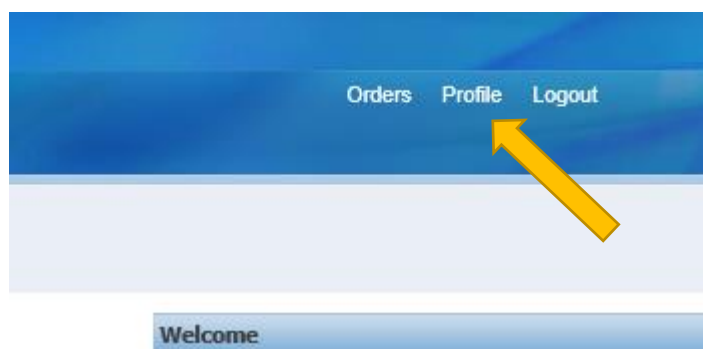



If you have forgotten your password, you can:

- Go to your mailbox and find the *Welcome to Fluke E-Store* e-mail, which contains your login details.
- If you can't find the e-mail, click **Forgot your Username/Password information?** You will receive new login details. We strongly advise you to change your password upon logging in.

## Changing your password

If you want to change your password, click on **Profile** in the top right corner:



 <b>CUSTOMER SUPPORT</b>	Author Title	Fluke Customer Support <b>E-Store Instruction Manual for Fluke Customers</b>	Page Creation date	5 of 27 07-AUG-2018
			Revised date Version	11-FEB-2019 2.0

## Personal Information

### Details

\* Indicates required field

\* First Name:   
Middle Name:   
\* Last Name:   
\* Email Address:   
\* Phone Number:

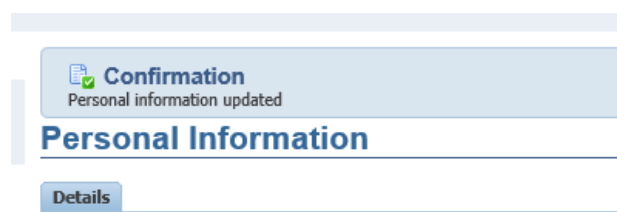
### Change Password

Username: TEST1

\* New Password:  (Password must be at least 8 characters long)  
\* Verify Password:



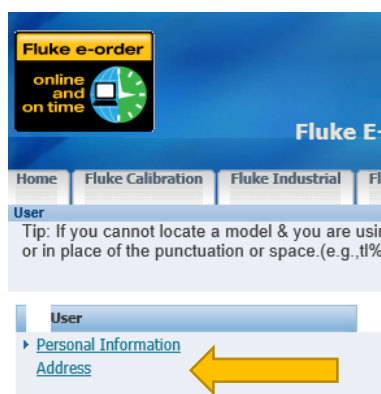
Type in your new password, and repeat the same in **Verify Password**. Click **Apply**.  
A confirmation box will appear above *Personal Information*:



### 3. Before you place your first order – address setup

Before you can place your first order, you will need to set up your billing and delivery addresses. You cannot provide any bill-to and ship-to address. They must be the same as already known by Fluke, therefore you only need to choose them from an existing list.

Click on **Profile** in the top right corner. Click on **Address** on the left-hand side.



You will see address *Preferences* for your account:

<b>FLUKE®</b> CUSTOMER SUPPORT	Author Title	Fluke Customer Support <b>E-Store Instruction Manual for Fluke Customers</b>	Page Creation date	6 of 27 07-AUG-2018
			Revised date Version	11-FEB-2019 2.0

#### Preferences


Orders

Order Preferences Apply

Shipping Address Select Address

Billing Address Select Address

Apply



Click **Select Address**. Attention: you need to select an address separately for Shipping and separately for Billing.  
After clicking **Select Address** you will be taken to Search and Select: Ship to Address.

#### Search and Select: Ship to Address

Cancel

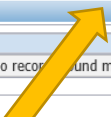
Search

Country: Netherlands Go

Results

Select	Address	Address Type	Primary
<input type="checkbox"/>	No records found matching the given criteria.		

Cancel



From the **Country** list choose your county and press **Go**.

If more than one address appears on the list, contact your dedicated Customer Support Team to verify which is the correct address. Do not choose any, as choosing the wrong one may result in order processing issues.

#### Search and Select: Ship to Address

Cancel Select


Search

Country: Romania Go

Results

Select	Address	Address Type	Primary
<input type="radio"/>	5 COTITURII STREET BUCHAREST-I 010798 ROMANIA	Ship To	<input checked="" type="checkbox"/>
<input checked="" type="radio"/>	5 COTITURII STREET INDS BUCHAREST 010885 ROMANIA	Ship To	
<input type="radio"/>	STR. COTITURII NR. 5 FBM BUCHARESTI 010885 ROMANIA	Ship To	
<input type="radio"/>	5 COTITURII STR. FCAL BUCHAREST 010885 ROMANIA	Ship To	
<input type="radio"/>	5 COTITURII STREET SSO BUCHAREST 010885 ROMANIA	Ship To	
<input type="radio"/>	ALLESKÖNNER TAL 4 FBM BUCHAREST 021132 ROMANIA	Ship To	

Cancel Select

 <b>CUSTOMER SUPPORT</b>	Author Title	Fluke Customer Support <b>E-Store Instruction Manual for Fluke Customers</b>	Page Creation date	7 of 27 07-AUG-2018
			Revised date Version	11-FEB-2019 2.0

Once you have selected the correct address, click **Select**. The address will be saved on your account for all orders.



Proceed to selecting the Billing Address by clicking **Select Address**. Choose your country from the list and press **Go**. Choose the correct Bill-to address. If more than one address appears on the list, contact your dedicated Customer Support Team to verify which is the correct address. Do not choose any, as choosing the wrong one may result in order processing issues.

Once both addresses are selected, you will see both appear in your *Order Preferences*. Before you start ordering, click **Apply**. This will save your address settings.



After clicking **Apply**, you will see a confirmation in red:

## Preferences

### Orders

**Personal information updated. Select Home or desired product tab to begin shopping.**


Should you have any doubts while setting up your address preferences, call your dedicated Customer Support Team for assistance.

#### 4. Placing your order

Before you start placing your orders through the Fluke E-Store, mind the following details.

The following types of orders cannot be placed via the Fluke E-Store:

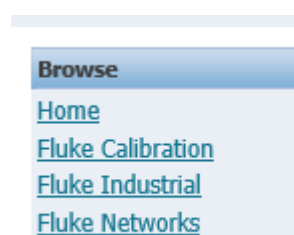
- dual use products (e.g. any thermal camera above 9 Hz),
- orders which require extra certification,
- products with additional calibration service,

<div></div> <div>CUSTOMER SUPPORT</div>	Author	Fluke Customer Support	Page	8 of 27
	Title	E-Store Instruction Manual for Fluke Customers	Creation date	07-AUG-2018
			Revised date	11-FEB-2019
			Version	2.0

- custom-made products,
- orders with special discount, special payment terms or special shipping agreements,
- orders with credit card payment.

These orders need to be sent to your dedicated Fluke Customer Support Team.

Fluke E-Store is used by customers of Fluke Industrial, Fluke Calibration, Fluke Networks.

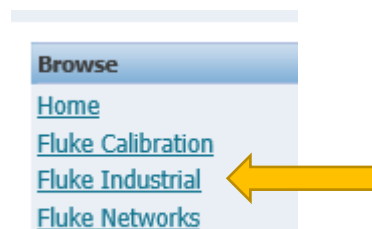


You may order only the products which your Fluke contract allows you to order. Should you be a customer of all 3 Fluke companies, then you may order from all 3 portfolios.

**We strongly request that you place separate orders for each Fluke division. Do not mix products from multiple divisions on one order. Mixing will result in issues in order processing.**


a. Adding items to cart and searching for items

To place your order, log into E-Store. Click on the Fluke division you will be ordering from. In the example below we are ordering from Fluke Industrial.



You will see different product categories you may choose from. Choose the category you are interested in:



 <b>CUSTOMER SUPPORT</b>	Author Title	Fluke Customer Support <b>E-Store Instruction Manual for Fluke Customers</b>	Page Creation date	9 of 27 07-AUG-2018
			Revised date Version	11-FEB-2019 2.0

[Browse](#)  
[Home](#)  
[Fluke Calibration](#)  
[Fluke Industrial](#)  
[Accessories + Software](#)  
[Battery Analyzers](#)  
[Digital + Visual Thermometers](#)  
[Digital Multimeters](#)  
[Electrical Testers](#)  
[Laser Level + Distance Meters](#)  
[Power Quality Tools](#)  
[ScopeMeters](#)  
[Thermal Imagers](#)  
[Value Brands](#)  
[Vibration Testers](#)  
[Fluke Networks](#)

- [Accessories + Software](#)
- [Digital + Visual Thermometers](#)
- [Electrical Testers](#)
- [Power Quality Tools](#)
- [Thermal Imagers](#)
- [Vibration Testers](#)
- [Battery Analyzers](#)
- [Digital Multimeters](#)
- [Laser Level + Distance Meters](#)
- [ScopeMeters](#)
- [Value Brands](#)

We picked *Digital Multimeters*. What we see is a list of available products in this category. You should see a list as well.

**FLUKE-175 EGFID,TRMS MULTIMETER (ENG, GER, FR, ITA, DUT)**  
multimeter, IEC test lead, user manual, calibration sheet, test lead compliance

**Retail Price:** €229.00 EACH  
**Your Price:** €151.14 EACH

**Item Number :** 1592901

[Add to Cart](#)

**FLUKE-177 EGFID,TRMS MULTIMETER W/BACKLIGHT (ENG, GER, FR, ITA, I**  
fluke 177 multimeter, test lead, user manual, test lead compliance sheet, disp

**Retail Price:** €279.00 EACH  
**Your Price:** €184.14 EACH

**Item Number :** 1592874

[Add to Cart](#)

**FLUKE-179 EGFID,TRMS MULTIMETER W/BACKLIGHT & TEMP (ENG, GER, F**  
multimeter, test leads, instruction manual, warranty card, manual suppliment, guard, 1 x type K adapter

**Retail Price:** €329.00 EACH  
**Your Price:** €217.14 EACH

**Item Number :** 1592842

[Add to Cart](#)

**FLUKE-88-5/A KIT,AUTOMOTIVE METER COMBO KIT**  
1x multimeter, 1x sharp test probe, 1x alligator clips, 1x insulation piercing prc sheet, 1x disposal sheet, 1x test lead compliance sheet, 1x user example, 1x

**Retail Price:** €713.00 EACH  
**Your Price:** €470.58 EACH

**Item Number :** 2117440

[Add to Cart](#)

When you see an item you want to order, click **Add to Cart**.


**FLUKE-117 EUR,ELECTRICIANS TRUE RMS MULTIMETER (EUR)**  
1x unit , 1 x test lead , 1 x manual printed , 1 x IEC compliant statement card , 1 x 9 1 x tpak card insert

**Retail Price:** €239.00 EACH  
**Your Price:** €157.74 EACH

**Item Number :** 2583647

[Add to Cart](#)

You will be taken to your shopping cart. Here you can add more pieces of the same product to your order by clicking + in the *Quantity* field. You can also type a new


 CUSTOMER SUPPORT	Author	Fluke Customer Support	Page	10 of 27
	Title	<b>E-Store Instruction Manual for Fluke Customers</b>	Creation date	07-AUG-2018
			Revised date	11-FEB-2019
			Version	2.0

number in the numeral field. If you want to subtract items from your order, you can do this by clicking – in the *Quantity* field.

#### Shopping Cart

[Continue Shopping](#)
Actions
Save Cart
Go
Checkout

✓ Your Store cart expires on 12-SEP-2018. Please save this cart if you intend to use it beyond this date  
 ✓ If ship to address changes tax amount may change  
 ✓ After changing quantity please press 'Recalculate' to update shopping cart price.

Part Number	Description	UOM	Quantity	Unit Price	Total Price	Remove
2583647	FLUKE-117 EUR,ELECTRICIANS TRUE RMS MULTIMETER (EUR)	EACH	+ 1 -	List: €239.00 Discount: €(81.26) Net: €157.74	List: €239.00 Discount: €(81.26) Net: €157.74	
					<a href="#">Recalculate</a> Sub-Total: €157.74 Tax: €0.00 <b>Total: €157.74</b>	


[Continue Shopping](#)
Actions
Save Cart
Go
Checkout

Type a new quantity:

#### Shopping Cart

[Continue Shopping](#)
Actions
Save Cart
Go
Checkout

✓ Your Store cart expires on 12-SEP-2018. Please save this cart if you intend to use it beyond this date  
 ✓ If ship to address changes tax amount may change  
 ✓ After changing quantity please press 'Recalculate' to update shopping cart price.

Part Number	Description	UOM	Quantity	Unit Price	Total Price	Remove
2583647	FLUKE-117 EUR,ELECTRICIANS TRUE RMS MULTIMETER (EUR)	EACH	+ 50 -	List: €239.00 Discount: €(81.26) Net: €157.74	List: €239.00 Discount: €(81.26) Net: €157.74	
					<a href="#">Recalculate</a> Sub-Total: €157.74 Tax: €0.00 <b>Total: €157.74</b>	


[Continue Shopping](#)
Actions
Save Cart
Go
Checkout

Click **Recalculate**. You will see that Pricing details update accordingly:

#### Shopping Cart

[Continue Shopping](#)
Actions
Save Cart
Go
Checkout

✓ Your Store cart expires on 12-SEP-2018. Please save this cart if you intend to use it beyond this date  
 ✓ If ship to address changes tax amount may change  
 ✓ After changing quantity please press 'Recalculate' to update shopping cart price.

Part Number	Description	UOM	Quantity	Unit Price	Total Price	Remove
2583647	FLUKE-117 EUR,ELECTRICIANS TRUE RMS MULTIMETER (EUR)	EACH	+ 50 -	List: €239.00 Discount: €(81.26) Net: €157.74	List: €11,950.00 Discount: €(4,063.00) Net: €7,887.00	
					<a href="#">Recalculate</a> Sub-Total: €7,887.00 Tax: €0.00 <b>Total: €7,887.00</b>	


[Continue Shopping](#)
Actions
Save Cart
Go
Checkout

To keep on shopping, you can click **Continue Shopping** or search for an item in the *Quick Model/Item Search* on top of the page:

Quick Model/Item Search

**Tip: always use %item number% format.**

If you see an item you would like to add to your cart, you can also click on the name of the item, instead of clicking **Add to Cart** immediately.

 <b>CUSTOMER SUPPORT</b>	Author	Fluke Customer Support	Page	11 of 27
	Title	<b>E-Store Instruction Manual for Fluke Customers</b>	Creation date	07-AUG-2018
			Revised date	11-FEB-2019
			Version	2.0

**FLUKE-705 ,LOOP CALIBRATOR** ←  
calibrator, test leads (1 set), safety manual, i

**Retail Price: €744.00 EACH**

**Your Price: €528.24 EACH**

**Item Number : 665091**

[Add to Cart](#)

The link will take you to the product page:

<a href="#">Fluke Industrial &gt;</a> <b>FLUKE-705 ,LOOP CALIBRATOR</b> <small>calibrator, test leads (1 set), safety manual, manual supplement (2), report of calibration, CD ROM, warranty card, (1) 9V battery</small>		<b>Easy way to shop</b> Retail Price: €744.00 EACH Your Price: €528.24 EACH Quantity: <input type="text" value="1"/> <a href="#">Add to Cart</a>																		
<table border="1"> <tr> <td><b>Country of Origin</b></td> <td>US</td> </tr> <tr> <td colspan="2"> <small>The Country of Origin provided by Fluke Corporation ("Fluke") is intended to comply with World Customs Organization origin rules. This information, however, may not be used for purpose of qualifying Fluke products for any Free Trade Agreement, the Trade Agreements Act, the Buy America Act, or any other government contract requirements. If you require origin information for any of these purposes, please contact countryoforigin@fluke.com. Sourcing and manufacturing processes change periodically. Such changes may impact the Country of Origin. You should periodically confirm Country of Origin with Fluke.</small> </td> </tr> <tr> <td colspan="2"> <small>Fluke is in no way responsible for any damages or penalties suffered by you as a result of using or relying upon such information.</small> </td> </tr> <tr> <td><b>Item Number</b></td> <td>665091</td> </tr> <tr> <td><b>Lead Time</b></td> <td>1 WEEK</td> </tr> <tr> <td><b>Europe EAN Code</b></td> <td>005969602565</td> </tr> <tr> <td><b>ECCN</b></td> <td>EAR99</td> </tr> <tr> <td><b>Section</b></td> <td>Vibration Testers</td> </tr> <tr> <td colspan="2"> <a href="#">Back</a> </td> </tr> </table>			<b>Country of Origin</b>	US	<small>The Country of Origin provided by Fluke Corporation ("Fluke") is intended to comply with World Customs Organization origin rules. This information, however, may not be used for purpose of qualifying Fluke products for any Free Trade Agreement, the Trade Agreements Act, the Buy America Act, or any other government contract requirements. If you require origin information for any of these purposes, please contact countryoforigin@fluke.com. Sourcing and manufacturing processes change periodically. Such changes may impact the Country of Origin. You should periodically confirm Country of Origin with Fluke.</small>		<small>Fluke is in no way responsible for any damages or penalties suffered by you as a result of using or relying upon such information.</small>		<b>Item Number</b>	665091	<b>Lead Time</b>	1 WEEK	<b>Europe EAN Code</b>	005969602565	<b>ECCN</b>	EAR99	<b>Section</b>	Vibration Testers	<a href="#">Back</a>	
<b>Country of Origin</b>	US																			
<small>The Country of Origin provided by Fluke Corporation ("Fluke") is intended to comply with World Customs Organization origin rules. This information, however, may not be used for purpose of qualifying Fluke products for any Free Trade Agreement, the Trade Agreements Act, the Buy America Act, or any other government contract requirements. If you require origin information for any of these purposes, please contact countryoforigin@fluke.com. Sourcing and manufacturing processes change periodically. Such changes may impact the Country of Origin. You should periodically confirm Country of Origin with Fluke.</small>																				
<small>Fluke is in no way responsible for any damages or penalties suffered by you as a result of using or relying upon such information.</small>																				
<b>Item Number</b>	665091																			
<b>Lead Time</b>	1 WEEK																			
<b>Europe EAN Code</b>	005969602565																			
<b>ECCN</b>	EAR99																			
<b>Section</b>	Vibration Testers																			
<a href="#">Back</a>																				


Here you may find the following information:

- Country of origin (with disclaimer)
- Item number
- Standard lead time
- EAN Code
- ECCN
- Product section

This page also allows you to add to cart the total quantity you need. Place your cursor in the numeral field on the right-hand side, type the necessary quantity and click **Add to Cart**.

<b>Easy way to shop</b> Retail Price: €744.00 EACH Your Price: €528.24 EACH Quantity: <input type="text" value="55"/> <a href="#">Add to Cart</a>	
---------------------------------------------------------------------------------------------------------------------------------------------------------------	--

You will be taken to your cart page:

 <b>CUSTOMER SUPPORT</b>	Author Title	Fluke Customer Support <b>E-Store Instruction Manual for Fluke Customers</b>	Page Creation date	12 of 27 07-AUG-2018
			Revised date Version	11-FEB-2019 2.0

### Shopping Cart

Your Store cart expires on 13-SEP-2018. Please save this cart if you intend to use it beyond this date  
 If ship to address changes tax amount may change  
 After changing quantity please press 'Recalculate' to update shopping cart price.


Part Number	Description	UOM	Quantity	Unit Price	Total Price	Remove
2583647	FLUKE-117 EUR,ELECTRICIANS TRUE RMS MULTIMETER (EUR)	EACH	<input type="text" value="50"/>	List: €239.00 Discount: €(81.26) Net: €157.74	List: €11,950.00 Discount: €(4,063.00) Net: €7,887.00	
646189	C120 ,HARD CARRYING CASE FOR 120 SERIES	EACH	<input type="text" value="1"/>	List: €110.00 Discount: €(33.00) Net: €77.00	List: €110.00 Discount: €(33.00) Net: €77.00	
659612	T5-600 EUR1 ,ELECTRICAL TESTER, ROUND	EACH	<input type="text" value="10"/>	List: €159.00 Discount: €(54.06) Net: €104.94	List: €1,590.00 Discount: €(540.60) Net: €1,049.40	
665091	FLUKE-705 ,LOOP CALIBRATOR	EACH	<input type="text" value="110"/>	List: €744.00 Discount: €(215.76) Net: €528.24	List: €81,840.00 Discount: €(23,733.60) Net: €58,106.40	
					<input type="button" value="Recalculate"/> Sub-Total: €67,119.80 Tax: €0.00 <b>Total: €67,119.80</b>	

### b. Uploading items using Excel

It is possible to upload items to your cart using a simple Excel .csv template. It is an alternative to adding items manually, which we strongly recommend.

Go to home screen. Click **Direct Item Entry** on the right-hand side.


Welcome  
**Joanna Kamrowska**  
[Logout](#)  
[View Shopping Cart](#)  
Total: €67,119.80  
[View Saved Carts](#)  
[View Shopping Lists](#)  
[Direct Item Entry](#)



You will be taken to the following form:





 CUSTOMER SUPPORT	Author	Fluke Customer Support	Page	15 of 27
	Title	<b>E-Store Instruction Manual for Fluke Customers</b>	Creation date	07-AUG-2018
			Revised date	11-FEB-2019
			Version	2.0

### Direct Item Entry

Tip: If you want to know the primary 'Unit of Measure' and 'Item Name' for the part numbers that you enter, please click 'Fill Details' button.

Tip: In order to enable the "Add to cart" button, please press "Fill Details" first.

Once the details are filled, if a item does not have the select checkbox, this item cannot be ordered due to missing discount privileges. Please contact your order team.  
In case an item is not found, it means it is not orderable via the store. Please contact your order team.

Select Item(s) and... <span>Delete</span> <span>Fill Details</span> <span>Add to Cart</span> <span>Upload</span>					
Select All   Select None					
	Select	Customer Part Number	Part Number	Quantity	Description
1	<input type="checkbox"/>		4152637	+ 10 -	FLUKE-324,400A AC TRUE RMS CLAMP METER W/TEMP
2	<input type="checkbox"/>		4152643	+ 11 -	FLUKE-325,400A AC/DC TRUE RMS CLAMP METER W/TEMP
3	<input type="checkbox"/>		2840252	+ 12 -	FLUKE-353,AC/DC TRMS CLAMP METER,2000A,AMPS ONLY
4	<input type="checkbox"/>		2840265	+ 13 -	FLUKE-355,AC/DC TRMS CLAMP METER,2000A
5	<input type="checkbox"/>		3790607	+ 14 -	FLUKE-365/E,DETACHABLE 200A TRMS AC/DC CLAMP
6	<input type="checkbox"/>		4709907	+ 15 -	FLUKE-368 FC,WIRELESS LEAKAGE CURRENT CLAMP METER, 40MM JAW
7	<input type="checkbox"/>		4709934	+ 16 -	FLUKE-369 FC,WIRELESS LEAKAGE CURRENT CLAMP METER, 61MM JAW
8	<input type="checkbox"/>		3790564	+ 17 -	FLUKE-373/E,600A TRMS AC CLAMP METER
9	<input type="checkbox"/>		4696001	+ 18 -	FLUKE-374 FC, 600A AC/DC TRMS WIRELESS CLAMP
10	<input type="checkbox"/>		4695932	+ 19 -	FLUKE-375 FC, 600A AC/DC TRMS WIRELESS CLAMP
11	<input type="checkbox"/>		4695861	+ 20 -	FLUKE-376 FC, 1000A AC/DC TRMS WIRELESS CLAMP W/ IFLEX
12	<input type="checkbox"/>		3610452	+ 21 -	FLUKE-381, REMOTE DISP 1000A TRMS CLAMP W/IFLEX
13	<input type="checkbox"/>		4695814	+ 22 -	FLUKE-902 FC, TRMS WIRELESS HVAC CLAMP
14	<input type="checkbox"/>		4296076	+ 23 -	FL62MAX+/323/1AC,KIT WITH FLUKE-62MAX+/323/1AC
15	<input type="checkbox"/>		4296029	+ 24 -	FLUKE-116/323 KIT,HVAC MULTIMETER AND CLAMP METER COMBO KIT
16	<input type="checkbox"/>		3676405	+ 25 -	FLUKE-I2500-18, IFLEX 2500A PROBE 18IN
17	<input type="checkbox"/>		3676410	+ 26 -	FLUKE-I2500-10, IFLEX 2500A PROBE 10IN
18	<input type="checkbox"/>		1608458	+ 27 -	H3,HOLSTER WITH ACCESSORY POCKET,333 - 337 CLAMP METERS
Add More Rows <span>Upload</span>					

The items are not yet added to your cart. They are only ready for review. Check if everything is correct. If you have forgotten an item, you can click **Add More Rows**. Extra rows will appear for you to use. In the *Part Number* column, you can paste the Fluke Oracle number of the item you have forgotten. You can type or paste in more than one row:

13	<input type="checkbox"/>		4695814	+ 22 -	FLUKE-902 FC, TRMS WIRELESS HVAC CLAMP
14	<input type="checkbox"/>		4296076	+ 23 -	FL62MAX+/323/1AC,KIT WITH FLUKE-62MAX+/323/1AC
15	<input type="checkbox"/>		4296029	+ 24 -	FLUKE-116/323 KIT,HVAC MULTIMETER AND CLAMP METER COMBO KIT
16	<input type="checkbox"/>		3676405	+ 25 -	FLUKE-I2500-18, IFLEX 2500A PROBE 18IN
17	<input type="checkbox"/>		3676410	+ 26 -	FLUKE-I2500-10, IFLEX 2500A PROBE 10IN
18	<input type="checkbox"/>		1608458	+ 27 -	H3,HOLSTER WITH ACCESSORY POCKET,333 - 337 CLAMP METERS
19	<input type="checkbox"/>		4016950	1	
20	<input type="checkbox"/>		4910585	1	
21	<input type="checkbox"/>		4910585	1	
22	<input type="checkbox"/>			1	
23	<input type="checkbox"/>			1	
24	<input type="checkbox"/>			1	

When done, select the lines which you have added just now by ticking the check box on the left-hand side.

17	<input type="checkbox"/>		3676410	+ 26 -	FLUKE-I2500-10, IFLEX 2500A PROBE 10IN
18	<input type="checkbox"/>		1608458	+ 27 -	H3,HOLSTER WITH ACCESSORY POCKET,333 - 337 CLAMP METERS
19	<input checked="" type="checkbox"/>		4016950	1	
20	<input checked="" type="checkbox"/>		4910585	1	
21	<input checked="" type="checkbox"/>		4910585	1	
22	<input type="checkbox"/>			1	

<b>FLUKE</b> CUSTOMER SUPPORT	Author	Fluke Customer Support	Page	16 of 27
	Title	<b>E-Store Instruction Manual for Fluke Customers</b>	Creation date	07-AUG-2018
			Revised date	11-FEB-2019
			Version	2.0

Click **Fill Details** on top of the form.

### Direct Item Entry

Tip: If you wish to view the primary 'Unit of Measure' and 'Item Name' for the part numbers that you enter, please click 'Fill Details' button.  
Tip: In order to enable the 'Add to cart' button, please press 'Fill Details' first.  
Once the details are filled, this item cannot be ordered due to missing discount privileges. Please contact your order team.  
In case an item is not found, it means it is not orderable via the store. Please contact your order team.

Select Item(s) and...

Delete

Fill Details

Add to Cart

Upload

Select All

Select None

	Select	Customer Part Number	Part Number	Quantity	Description
1	<input type="checkbox"/>		4152637	+ 10 -	FLUKE-324,400A AC TRUE RMS CLAMP METER W/TEMP
2	<input type="checkbox"/>		4152643	+ 11 -	FLUKE-325,400A AC/DC TRUE RMS CLAMP METER W/TEMP

The system will fill in the product details:

<input type="checkbox"/>		1608458	+ 27 -	H3,HOLSTER WITH ACCESSORY POCKET,333 - 337 CLAMP METERS
<input checked="" type="checkbox"/>		4016950	+ 1 -	FLUKE-T110,VOLTAGE/CONTINUITY TESTER WITH SWITCHABLE LOAD
<input checked="" type="checkbox"/>		4910585	+ 1 -	H-T6,T6 HOLSTER,BELT,ACCESSORY
<input checked="" type="checkbox"/>		4910585	+ 1 -	H-T6,T6 HOLSTER,BELT,ACCESSORY
<input type="checkbox"/>			1	

If you wish to change the quantities of the items or delete a line, you can do so also at this stage. Once your order is complete, select the filled in lines and click **Add to Cart**. You will be taken to your cart screen where your order will be ready to submit.

### Attention

Should there appear an error message after uploading, as in the example below, click on **Home**, and then go back once again to **Direct Item Entry**. Go to your .csv file and remove the items which were flagged with an error. These cannot be ordered through E-Store. Contact your Fluke Customer Support Team, and place a standard order for these items.


**Error**  
Item has no discount or Invalid item.Please contact your default contact at Fluke for more assistance, if needed.

### Direct Item Entry

Tip: If you wish to view the primary 'Unit of Measure' and 'Item Name' for the part numbers that you enter, please click 'Fill Details' button.  
Tip: In order to enable the 'Add to cart' button, please press 'Fill Details' first.  
Once the details are filled, this item cannot be ordered due to missing discount privileges. Please contact your order team.  
In case an item is not found, it means it is not orderable via the store. Please contact your order team.

Select Item(s) and... <input type="button" value="Delete"/> <input type="button" value="Fill Details"/> <input type="button" value="Add to Cart"/>					<input type="button" value="Upload"/>
Select All   Select None					
	Select	Customer Part Number	Part Number	Quantity	Description
1	<input type="checkbox"/>		200433	+ 1 -	FOS-850 ,FIBER OPTIC SOURCE (850)
2	<input type="checkbox"/>		200441	+ 2 -	FOS-850/1300 ,FIBER OPTIC SOURCE (850/1300)
3	<input checked="" type="checkbox"/>		529248	3	1270 ,ADAPTER,BNC(M),BANANA PLUG
4	<input checked="" type="checkbox"/>		1656961	+ 4 -	6102-256, MICRO-BATH, 35 TO 200C, 220V 50/60HZ
5	<input checked="" type="checkbox"/>		529248	5	1270 ,ADAPTER,BNC(M),BANANA PLUG
6	<input checked="" type="checkbox"/>		529065	6	BNC-C-72 ,CABLE ASSY,COAX,BNC(M), BNC(M), 72IN
7	<input checked="" type="checkbox"/>		1632926	7	3276, MINI B-PLUG 4-40X.230 10/PKG
8	<input checked="" type="checkbox"/>		1908298	8	6083,WRIST STRAP, METAL, ADJ
9	<input type="checkbox"/>		4152628	+ 9 -	FLUKE-323,400A AC TRUE RMS CLAMP METER
10	<input type="checkbox"/>		4152637	+ 10 -	FLUKE-324,400A AC TRUE RMS CLAMP METER W/TEMP
11	<input type="checkbox"/>		4152643	+ 11 -	FLUKE-325,400A AC/DC TRUE RMS CLAMP METER W/TEMP






 <b>CUSTOMER SUPPORT</b>	Author Title	Fluke Customer Support <b>E-Store Instruction Manual for Fluke Customers</b>	Page	17 of 27
			Creation date	07-AUG-2018
			Revised date	11-FEB-2019
			Version	2.0

### c. Removing items from cart

You can remove items from your cart by clicking the bin icon in the *Remove* column.

✓ After changing quantity please press 'Recalculate' to update shopping cart price.

Part Number	Description	UOM	Quantity	Unit Price	Total Price	Remove
646189	<a href="#">CI20_HARD CARRYING CASE FOR 120 SERIES</a>	EACH	<input type="text" value="1"/>	List: €110.00 Discount: €(33.00) Net: €77.00	List: €110.00 Discount: €(33.00) Net: €77.00	
659612	<a href="#">TS-600_EUR1_ELECTRICAL TESTER, ROUND</a>	EACH	<input type="text" value="10"/>	List: €159.00 Discount: €(54.06) Net: €104.94	List: €1,590.00 Discount: €(540.60) Net: €1,049.40	
665091	<a href="#">FLUKE-705_LOOP CALIBRATOR</a>	EACH	<input type="text" value="110"/>	List: €744.00 Discount: €(215.76) Net: €528.24	List: €81,840.00 Discount: €(23,733.60) Net: €58,106.40	

### d. Submitting your order

When your order is ready, click **Checkout** at the top and bottom of your cart. You will see *Shipping Information* page. There is no need for you to make any changes. The address you see here is the same one you have provided as your default Ship-to. **Freight Terms** and **Shipping Method** are defaulted by Fluke. Click **Next**.

Shipping Billing and Payment Review and Place Order

**Checkout: Shipping Information**

\* Indicates required field

Ship To Cancel Step 1 of 3 [Next](#)

Ship To Address: 5 COTITURII STREET  
INDS  
BUCHAREST  
010885  
ROMANIA

Freight Terms:

**Shipping Details**

\* Shipping Method:

Cancel Step 1 of 3 [Next](#)

You will see Billing and Payment information page. The bill-to data is the same as defaulted by you for your account in E-Store. The default payment method is *Invoice*. Put your Purchase Order reference in the **PO Number** box. This field is mandatory.

Shipping Billing and Payment Review and Place Order

**Checkout: Billing and Payment Information**

✓ Please contact your default contact at Fluke for more assistance, if needed.

\* Indicates required field

Bill To Cancel [Back](#) Step 2 of 3 [Next](#)

Bill To Customer: RONEXPRIM SRL

Bill To Contact: Joanna Kamrowska  
31-12345678 9  
joanna.kamrowska@fluke.com

**Billing Address**

\* Bill To Address: 5 COTITURII STREET  
INDS  
BUCHAREST  
010885  
ROMANIA

**Payment**

☒ Invoice

Purchase Order Information:

\* PO Number:

Cancel [Back](#) Step 2 of 3 [Next](#)

<b>FLUKE</b> CUSTOMER SUPPORT	Author	Fluke Customer Support	Page	18 of 27
	Title	<b>E-Store Instruction Manual for Fluke Customers</b>	Creation date	07-AUG-2018
			Revised date	11-FEB-2019
			Version	2.0

At the Checkout you can review your complete order and make last necessary changes. If everything is correct, click **Place Order**. After a moment you will see a confirmation on the screen. Note the Fluke order number, starting with a 6.

### Order Confirmation

Thank you for placing your order with Fluke. A Sales Order Acknowledgement will be sent to you.

Fluke order number: **618064227**



To review details of the order and order status, please select the orders icon in the top right section of the page.

#### e. Special requirements

If for your order:

- You have extra discounts agreed with your Fluke account manager.
- You want the order to be shipped completed, not partially.

You must tick the following box(es) in your check-out options:

Shippin

### Checkout: Review and Place Order

- ☒ Please contact your default contact at Fluke for more assistance, if needed.
- ☐ Please check this box for a **no partial shipment**
- ☐ Special discount agreement for this order exists  
Check only if special discount has been agreed upfront for this order.  
After being submitted, your order will be checked manually by customer support agent.

When any of these boxes is checked, your order will not be booked automatically, but will be reviewed by a Customer Support Assistant. In case of extra discount agreement, Fluke Customer Support Team will reach out to you for further data. Your original PO will be necessary.

#### f. Minimum order value and fee

It is highly likely that you have a minimum order value (MOV) specified by Fluke. Any order booked in E-store below MOV will have extra charges applied automatically. To know what your MOV and small order handling fee is, contact your dedicated Customer Support Team.

#### 5. Order acknowledgement

The sales order acknowledgement will be sent automatically to the e-mail defaulted for your company account at Fluke. It may be that it will be a different e-mail address

<b>FLUKE</b> CUSTOMER SUPPORT	Author	Fluke Customer Support	Page	19 of 27
	Title	<b>E-Store Instruction Manual for Fluke Customers</b>	Creation date	07-AUG-2018
			Revised date	11-FEB-2019
			Version	2.0

than the address which you have used to create your account in E-Store. To find out which e-mail address receives order acknowledgements as default, contact your dedicated Fluke Customer Support Team.

If you wish to know the status of your order, have the Fluke order number starting with a 6 at hand. An order placed via E-Store will always be processed on standard terms, and standard lead time. If you require extra assistance, contact your Fluke Customer Support Team directly.

## 6. Order history

To check your order history, log into the Fluke E-Store. Click on **Orders** on your right-hand side. You will see a *Track Orders* page. This is an overview of your orders placed with Fluke, not only E-Store, including Fluke Industrial, Calibration and Networks.

You will see a list of orders:

### Track Orders

Below please find a list of your orders placed through I-store. If you wish to review the details of your orders, please click on the Fluke order number. If you wish to search for a specific order, please indicate your search criteria below.

Search By:  is

Alternatively, select a date range. Dates must be entered in the following format: DD-MMM-YYYY

Start Date:  End Date:

Orders between:  and


(Example: 31-DEC-1999)

Previous 1 - 10 of 773 Next 10

PO Number	Order Number	Customer Name	Order Date	Booked Date	Order Status	Shipment Details
POTEST1	618064227	SRL	14-AUG-2018	14-AUG-2018	Booked	
POFLUKE04	618064218	RONEXPRIM SRL	24-JUL-2018	24-JUL-2018	Booked	
POFLUKE03	618064217	RONEXPRIM SRL	24-JUL-2018	24-JUL-2018	Booked	
PO1800077.RP	618063756	RONEXPRIM SRL	05-JAN-2018	05-JAN-2018	Booked	
PO1709918.RP	618063491	RONEXPRIM SRL	19-DEC-2017	20-DEC-2017	Booked	
PO1709937.RP	618063486	RONEXPRIM SRL	18-DEC-2017	18-DEC-2017	Closed	
PO1709900.RP	618063452	RONEXPRIM SRL	15-DEC-2017	15-DEC-2017	Closed	
PO1709625.RP	618063283	RONEXPRIM SRL	11-DEC-2017	11-DEC-2017	Closed	
PO1709680.RP	618063275	RONEXPRIM SRL	10-DEC-2017	10-DEC-2017	Booked	
PO1709623.RP	618063270	RONEXPRIM SRL	08-DEC-2017	08-DEC-2017	Closed	

Previous 1 - 10 of 773 Next 10

Click on the *Order Number* to see more details.

 CUSTOMER SUPPORT	Author	Fluke Customer Support	Page	20 of 27
	Title	<b>E-Store Instruction Manual for Fluke Customers</b>	Creation date	07-AUG-2018
			Revised date	11-FEB-2019
			Version	2.0

### Order Details

The following table displays the order details.

Order Information		Order Number: 618064227 Booked Date: 14-AUG-2018		Order Date: 14-AUG-2018 Order Status: Booked		
Customer Information		Customer Name: RONEXPRIIM SRL Joanna Kamrowska 355-31-12345678 x9 joanna.kamrowska@fluke.com				
Shipping Information		Ship To: Joanna Kamrowska RONEXPRIIM SRL 5 COTITURII STREET INDS BUCHAREST 010885 ROMANIA  Shipping Method: TBD-GENERIC-Normal Service Shipment Priority: Ground Shipment Freight Terms: PPD PREPAID Shipments: <a href="#">View Details</a>		Billing and Payment Information  Bill To: Joanna Kamrowska RONEXPRIIM SRL 5 COTITURII STREET INDS BUCHAREST 010885 ROMANIA  Payment Type: Payment Terms: NET 45 PO Number: POTEST1		
Item Number	Description	UOM	Qty Ordered	Qty Shipped	Status	Price
4016950	FLUKE-T110,VOLTAGE/CONTINUITY TESTER WITH SWITCHABLE LOAD	EACH		1	Awaiting Shipping	€55.44
						Sub-Total: €55.44
						Minimum Order Value Extra Charge: €0.00
						Tax: €0.00
						Total: €55.44

Click on **Shipments: View Details**. You will see the status of your shipment and the scheduled shipping date.

### Shipment Details

Order Information									
Order Number: 618064227					Order Date: 14-AUG-2018				
Booked Date: 2018-08-14 07:46:06					Order Status: Booked				
Order Total: €55.44					Customer Name: RONEXPRIIM SRL				
Payment Terms: NET 45					Freight Terms: PPD PREPAID				
Part Number	Waybill Number	Item Name	UOM	Shipped	Shipment Number	Shipment Status	Shipping Method	Schedule Ship Date	
4016950		FLUKE-T110,VOLTAGE/CONTINUITY TESTER WITH SWITCHABLE LOAD	EACH	1		Not Shipped		21-Aug-2018	


If an order has been shipped, you will find the tracking number in the **Waybill Number** cell:

### Shipment Details

Order Information									
Order Number: 618063486				Order Date: 18-DEC-2017					
Booked Date: 2017-12-18 06:27:40				Order Status: Closed					
Order Total: €1,365.65				Customer Name: RONEXPRIIM SRL					
Payment Terms: NET 45				Freight Terms: PPD PREPAID					
Part Number	Waybill Number	Item Name	UOM	Shipped	Shipment Number	Shipment Status	Shipping Method	Schedule Ship Date	
4142735	1Z1600966891633777	SPOT LIGHT-01, SPOT LIGHT SPO2 FUNCTIONAL TESTER, SCHUKO	EACH	1	36720712	Closed	UPS-EXP-GENERIC-Standard	05-Jan-2018	

## 7. Cancelling an order

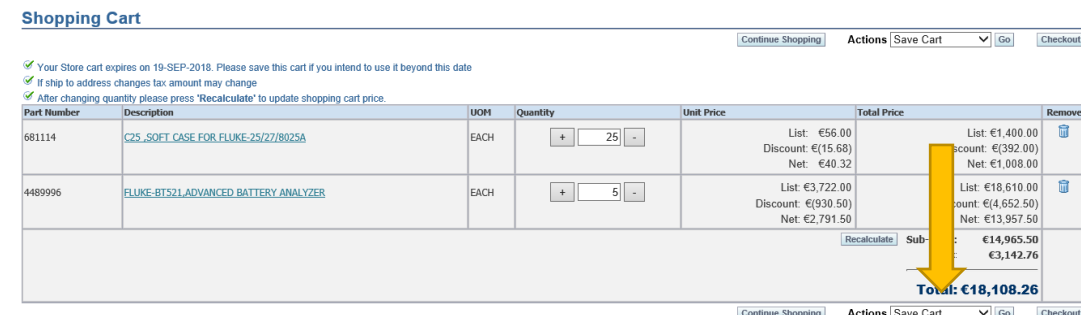
You cannot cancel an order directly in E-Store. To cancel an order, contact your dedicated Fluke Customer Support Team. Attention: if the order has been shipped, it cannot be cancelled anymore. Certain items, if not shipped, but already manufactured to your order and in transit to our warehouse, also cannot be cancelled.

 CUSTOMER SUPPORT	Author Title	Fluke Customer Support <b>E-Store Instruction Manual for Fluke Customers</b>	Page	21 of 27
			Creation date	07-AUG-2018
			Revised date	11-FEB-2019
			Version	2.0

## 8. Additional features of E-Store

### a. Saving your cart

If you are working on an order and for some reason you are forced to take a break, you can save the cart you have been creating, and resume work later. To do this, go to your cart. At the top and bottom of your cart you can see a drop-down menu. Select **Save Cart** and click **Go**.



**Shopping Cart**

Continue Shopping Actions Save Cart Go Checkout

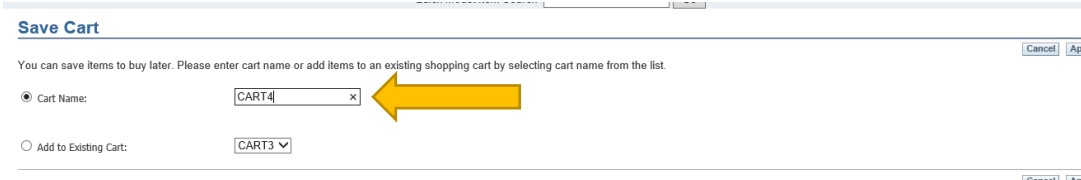
✓ Your Store cart expires on 19-SEP-2018. Please save this cart if you intend to use it beyond this date  
 ✓ If ship to address changes tax amount may change  
 ✓ After changing quantity please press "Recalculate" to update shopping cart price.

Part Number	Description	UOM	Quantity	Unit Price	Total Price	Remove
681114	C25 .SOFT CASE FOR FLUKE-25/27/8025A	EACH	25	List: €56.00 Discount: €(15.68) Net: €40.32	List: €1,400.00 Discount: €(392.00) Net: €1,008.00	
4489996	FLUKE-BT521 ADVANCED BATTERY ANALYZER	EACH	5	List: €3,722.00 Discount: €(930.50) Net: €2,791.50	List: €18,610.00 Discount: €(4,652.50) Net: €13,957.50	
					Sub-Total: €14,965.50 €3,142.76	
					<b>Total: €18,108.26</b>	

Recalculate

Continue Shopping Actions Save Cart Go Checkout

Give the cart a name. Click **Apply**.



**Save Cart**

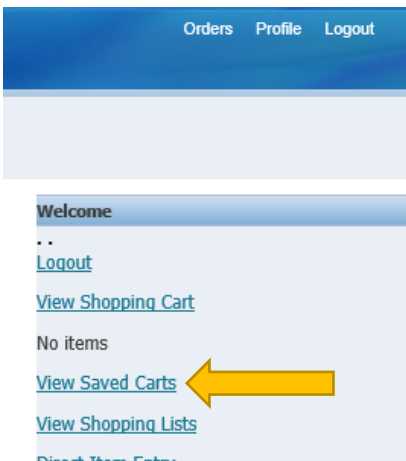
You can save items to buy later. Please enter cart name or add items to an existing shopping cart by selecting cart name from the list.

Cart Name:

Add to Existing Cart:

Cancel Apply

You can go back to your saved cart at any moment. To do this click **View Saved Carts** when on home page:



Orders Profile Logout

Welcome

Logout


View Shopping Cart

No items

View Saved Carts

View Shopping Lists

Direct Item Entry

 <b>CUSTOMER SUPPORT</b>	Author	Fluke Customer Support	Page	22 of 27
	Title	<b>E-Store Instruction Manual for Fluke Customers</b>	Creation date	07-AUG-2018
			Revised date	11-FEB-2019
			Version	2.0

When saving your cart, you don't have to create a new one, you can also combine it with your previous saved cart. To do this instead of selecting **Cart Name** and giving it a new name, select **Add to Existing Cart**, click **Apply**.

#### Save Cart

You can save items to buy later. Please enter cart name or add items to an existing shopping cart by selecting cart name from the list.

☐ Cart Name:   
☒ Add to Existing Cart:

No new cart will be saved, the items you were saving will be added to the existing saved cart which you have selected.

Click on the *Cart Name* if you want to resume working on your cart.

#### Carts

Indicates your current cart

##### Saved Carts

Click on a cart name to view the details.

Select a cart and...

Actions: Duplicate Cart Go

Select	Cart Name	Created Date	Expiration Date
<input type="radio"/>	CART4	20-AUG-2018	18-NOV-2018
<input type="radio"/>	CART3	19-AUG-2018	17-NOV-2018
<input type="radio"/>	CART2	19-AUG-2018	17-NOV-2018

#### Saved Cart Details: CART4

Checkout Actions Update Cart Go

Customer Information						
Customer: TEMPCO S.A. 123-12334566 7 joanna.kamrowska@fluke.com						
Part Number	Description	UOM	Quantity	Unit Price	Total Price	
681114	C25_SOFT CASE FOR FLUKE-25/27/8025A	EACH	25		List: €56.00 Discount: €(15.68) Net: €40.32	List: €1,400.00 Discount: €(392.00) Net: €1,008.00
4489996	FLUKE-BT521 ADVANCED BATTERY ANALYZER	EACH	5		List: €3,722.00 Discount: €(930.50) Net: €2,791.50	List: €18,610.00 Discount: €(4,652.50) Net: €13,957.50
					Sub-Total:	€14,965.50
					Tax:	€3,142.76
					<b>Total:</b>	<b>€18,108.26</b>

Checkout Actions Update Cart Go

From **Actions** drop down menu, select **Update Cart** and click **Go**. The saved cart will become your active cart. You can now either immediately proceed with **Checkout** or keep adding new items to the cart. If you click on **View Saved Carts**, you will see that the cart which you activated will now have a symbol as your current active cart:

#### Carts

Indicates your current cart

##### Saved Carts

Click on a cart name to view the details.

Select a cart and...

Actions: Duplicate Cart Go

Select	Cart Name	Created Date	Expiration Date
<input checked="" type="radio"/>	CART4	20-AUG-2018	18-NOV-2018
<input type="radio"/>	CART3	19-AUG-2018	17-NOV-2018
<input type="radio"/>	CART2	19-AUG-2018	17-NOV-2018

If at any point of working in your cart, you want to save it again, you can do so through **Actions** → **Save Cart** → **Go**. You do not need to give the cart you are saving a new name, you can use the old one.

<b>FLUKE®</b> CUSTOMER SUPPORT	Author Title	Fluke Customer Support <b>E-Store Instruction Manual for Fluke Customers</b>	Page	23 of 27
			Creation date	07-AUG-2018
			Revised date	11-FEB-2019
			Version	2.0


If you want to delete your saved cart, go to **View Saved Carts**. Select the cart you want to delete. In **Actions** select **Delete Cart**, click **Go**.

**Carts**  
Indicates your current cart

**Saved Carts**  
Click on a cart name to view the details.

Select a cart and...

Select	Cart Name	Created Date	Expiration Date	Actions
<input type="radio"/>	<a href="#">CART4</a>	20-AUG-2018	18-NOV-2018	<input type="button" value="Delete Cart"/> <input type="button" value="Go"/>
<input checked="" type="radio"/>	<a href="#">CART3</a>	19-AUG-2018	17-NOV-2018	
<input type="radio"/>	<a href="#">CART2</a>	19-AUG-2018	17-NOV-2018	



Click **Yes** to confirm that you want to delete your cart. You will receive a confirmation:


**Confirmation**  
Your saved cart 'CART3' has been deleted.

**Carts**  
Indicates your current cart

**Saved Carts**  
Click on a cart name to view the details.

Select a cart and...

Select	Cart Name	Created Date	Expiration Date	Actions
<input type="radio"/>	<a href="#">CART4</a>	20-AUG-2018	18-NOV-2018	<input type="button" value="Duplicate Cart"/> <input type="button" value="Go"/>
<input type="radio"/>	<a href="#">CART2</a>	19-AUG-2018	17-NOV-2018	



You can also delete your saved cart directly in the cart. Click on the cart name, and proceed: **Actions → Delete Cart → Go**.


In case you need it, you can also duplicate your saved cart by going to **View Saved Carts → Select Cart → Actions → Duplicate Cart → Go** or by clicking on the saved cart's name, and: **Actions → Delete Cart → Go**.

When a saved cart is activated and placed as an order it will automatically disappear from the **View Saved Carts** list.

#### b. Saving to list

It is possible to create a shopping list in E-Store and save it for later use. A shopping list is different from a saved cart. A shopping list does not disappear after items have been ordered. If you are ordering the same products from Fluke on a regular basis, it is a good idea to create a template shopping list for future use.

To save a list start adding items to your cart. When done, go to your cart. Go to **Actions → Save To List → Go**.

 <b>CUSTOMER SUPPORT</b>	Author Title	Fluke Customer Support <b>E-Store Instruction Manual for Fluke Customers</b>	Page Creation date  Revised date Version	24 of 27 07-AUG-2018  11-FEB-2019 2.0
--------------------------------------------------------------------------------------------------------------	-----------------	---------------------------------------------------------------------------------	------------------------------------------------------	---------------------------------------------------

### Shopping Cart

[Continue Shopping](#)
**Actions** [Save Cart](#) [Go](#) [Checkout](#)

✓ Your Store cart expires on 19-SEP-2018. Please save this cart if you intend to use it beyond this date  
 ✓ If ship to address changes tax amount may change  
 ✓ After changing quantity please press "Recalculate" to update shopping cart price.

Part Number	Description	UOM	Quantity	Unit Price	Total Price	Remove
1592874	FLUKE-177 EGFID, TRMS MULTIMETER W/BACKLIGHT (ENG, GER, FR, ITA, DUT)	EACH	<input type="text" value="20"/>	List: €279.00 Discount: €(78.12) Net: €200.88	List: €5,580.00 Discount: €(1,562.40) Net: €4,017.60	
4023901	STL120-III, SHIELDED TEST LEAD SET, 12.5MHZ, 1.2M	EACH	<input type="text" value="5"/>	List: €194.00 Discount: €(48.50) Net: €145.50	List: €970.00 Discount: €(242.50) Net: €727.50	
4116638	FLUKE-434-II, PO AND ENERGY ANALYZER	EACH	<input type="text" value="1"/>	List: €4,610.00 Discount: €(1,152.50) Net: €3,457.50	List: €4,610.00 Discount: €(1,152.50) Net: €3,457.50	
					<b>Sub-Total: €8,202.60</b> Tax: €1,722.56 <b>Total: €9,925.16</b>	

[Continue Shopping](#)
**Actions** [Save To List](#) [Go](#) [Checkout](#)

Give the list a name. You can also insert comments. Click **Apply**.

### Save to Shopping List

\* Indicates required field  
☒ New List

\* List Name   
 Comments

☐ Replace an Existing List

☐ Add to an Existing List

[Cancel](#) [Apply](#)

You will see an overview of all your saved **Shopping Lists**:

**Confirmation**  
 Your items of the current cart (excluding promotional items) have been saved into the shopping list.

### Shopping Lists

Click on a shopping list name to view the details

List Name	Comments	Created Date
<a href="#">LIST3</a>	I want to order this in the future.	20-AUG-2018
<a href="#">LIST2</a>	Test no 2.	19-AUG-2018
<a href="#">LIST1</a>	This is a test comment	19-AUG-2018

Click on the name of the list you have saved. You will be taken to the list screen:

### Shopping List Details

List Name: **LIST3**  
 Created Date: **20-AUG-2018**

[Delete](#) [Update Quantity](#)

#### List Items


Select Item(s) and... [Delete](#) [Add to Cart](#) [Add to List:](#)  [Go](#)

Select	Part Number	Item	UOM	Quantity
<input type="checkbox"/>	1592874	FLUKE-177 EGFID, TRMS MULTIMETER W/BACKLIGHT (ENG, GER, FR, ITA, DUT)	EACH	<input type="text" value="20"/>
<input type="checkbox"/>	4023901	STL120-III, SHIELDED TEST LEAD SET, 12.5MHZ, 1.2M	EACH	<input type="text" value="5"/>
<input type="checkbox"/>	4116638	FLUKE-434-II, PO AND ENERGY ANALYZER	EACH	<input type="text" value="1"/>

[Delete](#) [Update Quantity](#)

To add items from this list to the cart, select items which you want to add and click **Add to Cart**.



 CUSTOMER SUPPORT	Author Title	Fluke Customer Support <b>E-Store Instruction Manual for Fluke Customers</b>	Page	25 of 27
			Creation date	07-AUG-2018
			Revised date	11-FEB-2019
			Version	2.0

### Shopping List Details

List Name: LIST3  
Created Date: 20-AUG-2018

Select	Part Number	Item	UOM	Quantity
<input checked="" type="checkbox"/>	1592874	FLUKE-177 EGFID,TRMS MULTIMETER W/BACKLIGHT (ENG, GER, FR, ITA, DUT)	EACH	20
<input checked="" type="checkbox"/>	4023901	STL120-III,SHIELDED TEST LEAD SET, 12.5MHZ,1.2M	EACH	5
<input type="checkbox"/>	4116638	FLUKE-434-IL,PO AND ENERGY ANALYZER	EACH	1

You will be taken directly to your cart where the items will now have been moved:

### Shopping Cart

✓ Your Store cart expires on 19-SEP-2018. Please save this cart if you intend to use it beyond this date  
 ✓ If ship to address changes tax amount may change  
 ✓ After changing quantity please press 'Recalculate' to update shopping cart price.

Part Number	Description	UOM	Quantity	Unit Price	Total Price	Remove
1592874	FLUKE-177 EGFID,TRMS MULTIMETER W/BACKLIGHT (ENG, GER, FR, ITA, DUT)	EACH	80	List: €279.00 Discount: €(78.12) Net: €200.88	List: €22,320.00 Discount: €(6,249.60) Net: €16,070.40	<input type="button" value="Remove"/>
4023901	STL120-III,SHIELDED TEST LEAD SET, 12.5MHZ,1.2M	EACH	15	List: €194.00 Discount: €(48.50) Net: €145.50	List: €2,910.00 Discount: €(727.50) Net: €2,182.50	<input type="button" value="Remove"/>
4116638	FLUKE-434-IL,PO AND ENERGY ANALYZER	EACH	2	List: €4,610.00 Discount: €(1,152.50) Net: €3,457.50	List: €9,220.00 Discount: €(2,305.00) Net: €6,915.00	<input type="button" value="Remove"/>
<input type="button" value="Recalculate"/>					Sub-Total: €25,167.90 Tax: €5,285.26 <b>Total: €30,453.16</b>	

When you order the items from your saved *Shopping List*, the list won't disappear. If you want to delete the saved *Shopping List*, go to **View Shopping Lists**, click on the list name. Immediately click **Delete**, and then confirm **Yes**. The list will be deleted.

### Shopping List Details

List Name: LIST3  
Created Date: 20-AUG-2018

Select	Part Number	Item	UOM	Quantity
<input type="checkbox"/>	1592874	FLUKE-177 EGFID,TRMS MULTIMETER W/BACKLIGHT (ENG, GER, FR, ITA, DUT)	EACH	20
<input type="checkbox"/>	4023901	STL120-III,SHIELDED TEST LEAD SET, 12.5MHZ,1.2M	EACH	5
<input type="checkbox"/>	4116638	FLUKE-434-IL,PO AND ENERGY ANALYZER	EACH	1



**Confirmation**  
 'LIST3' has been deleted from your shopping list.

### Shopping Lists

Click on a shopping list name to view the details


List Name	Comments	Created Date
LIST2	Test no 2.	19-AUG-2018
LIST1	This is a test comment	19-AUG-2018

It may be that you want to add more items to an existing *Shopping List*. In that case start adding items to your cart. When done, go to your cart, **Actions** → **Save To List** → **Go**.

 <b>CUSTOMER SUPPORT</b>	<b>Author</b> Title	Fluke Customer Support <b>E-Store Instruction Manual for Fluke Customers</b>	<b>Page</b> Creation date	26 of 27 07-AUG-2018
			Revised date Version	11-FEB-2019 2.0

### Shopping Cart

✓ Your Store cart expires on 19-SEP-2018. Please save this cart if you intend to use it beyond this date  
 ✓ If ship to address changes tax amount may change  
 ✓ After changing quantity please press 'Recalculate' to update shopping cart price.

Part Number	Description	UOM	Quantity	Unit Price	Total Price	Remove
1616632	TL910.ELECTRONIC TEST PROBES WITH REPLACEMENT TIPS	EACH	+ 5 -	List: €70.00 Discount: €(19.60) Net: €50.40	List: €350.00 Discount: €(98.00) Net: €252.00	
				Recalculate Sub-Total: €252.00 Tax: €52.92 <b>Total: €304.92</b>		

Instead of selecting **New List**, select **Add to an Existing List**, select the list to which you want to add the item(s). Click **Apply**.

### Save to Shopping List

\* Indicates required field

☐ New List

\* List Name   
 Comments

☐ Replace an Existing List LIST1 ▼

☒ Add to an Existing List LIST1 ▼

You will be taken to the overview of *Shopping Lists*, where you can check if the item has been added to the correct list.

The last option is to replace an existing list with a new one. When you have gathered in your cart all items which you would like to save as a *Shopping List*, go to **Actions** → **Save to List** → **Go**. Select **Replace an Existing List**, and from the drop-down menu select the list you want to replace. Click **Apply**.

### Save to Shopping List

\* Indicates required field

☐ New List

\* List Name   
 Comments

☒ Replace an Existing List LIST1 ▼

☐ Add to an Existing List LIST1 ▼

You will be taken to the overview of *Shopping Lists*, where you can check that the items in the old list have been replaced with new items. The name has not changed.

### Confirmation

Your items of the current cart (excluding promotional items) have been saved into the shopping list.

### Shopping Lists

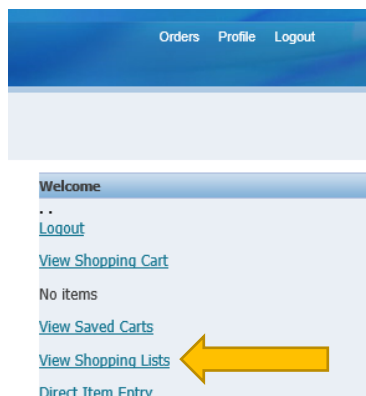
Click on a shopping list name to view the details

List Name	Comments	Created Date
<a href="#">LIST2</a>	Test no 2.	19-AUG-2018
<a href="#">LIST1</a>	This is a test comment	19-AUG-2018

<b>FLUKE®</b> CUSTOMER SUPPORT	Author Title	Fluke Customer Support <b>E-Store Instruction Manual for Fluke Customers</b>	Page Creation date	27 of 27 07-AUG-2018
			Revised date Version	11-FEB-2019 2.0

When you are saving items as a shopping list, adding to an existing shopping list or replacing an old shopping list, the saved items will not disappear from your current cart. After saving a list, go to **View Shopping Cart** and **Actions → Delete Cart → Go**.

If next time you want to order something by using your saved *Shopping List*, go to the home screen and click on **View Shopping Lists**.



You will see an overview of your saved *Shopping Lists*:

#### Shopping Lists

Click on a shopping list name to view the details

List Name	Comments	Created Date
<a href="#">LIST2</a>	Test no 2.	19-AUG-2018
<a href="#">LIST1</a>	This is a test comment	19-AUG-2018

## 9. Other

If you have doubts or questions, contact your dedicated Customer Support Team. If you come across an error, take a screenshot, and report it to your Customer Support Team.